

2364 Haines Rd., Unit 20-21 Mississauga, Ontario Canada

Inlet & Outlet Gratings

Fixed & Flow Release types hot dipped galvanized or bituminous paint. Designed to O.P.S.D 804.05 or Municipality standards. Complete with mounting hardware.

Inlet & Outlet Gratings



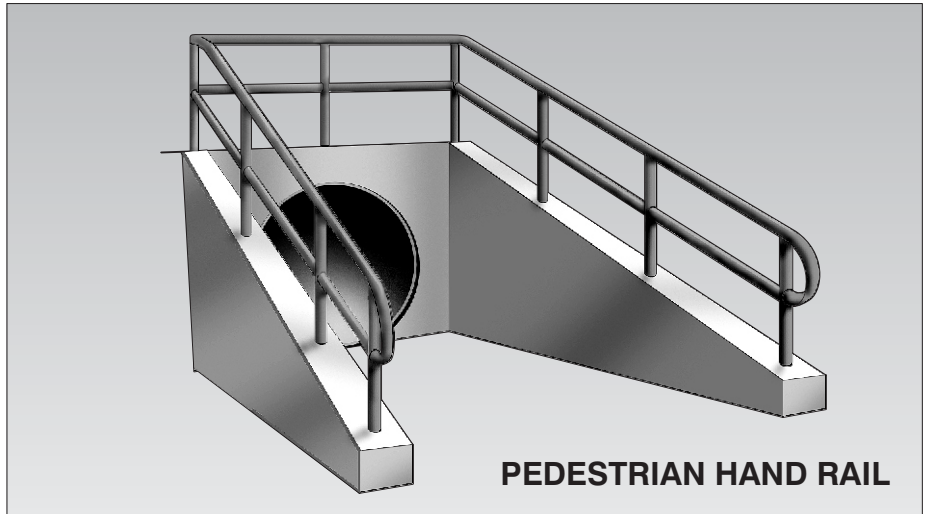
INLET & OUTLET GRATINGS

Pipe Dia.	375 mm	450 mm	525 mm	600 mm	675 mm	750 mm	825 mm	900 mm	990 mm	1050 mm	1200 mm	1350 mm
Order Model Number	6375	6450	6525	6600	6675	6750	6825	6900	6990	6050	6200	6350

Pedestrian Hand Rail Model NO. 9003

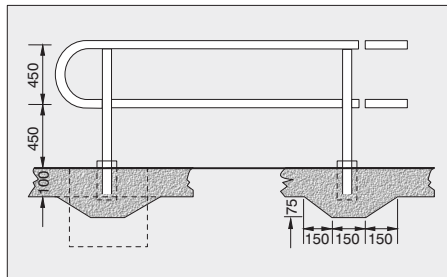
Pedestrian Hand Rail-Type 9003

Bolt-On or Cast-In place designed to O.P.S.D. 915.01.

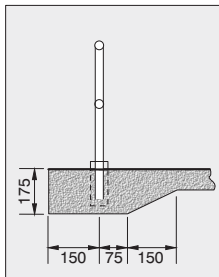


PEDESTRIAN HAND RAIL

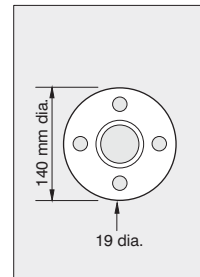
Front Elevation



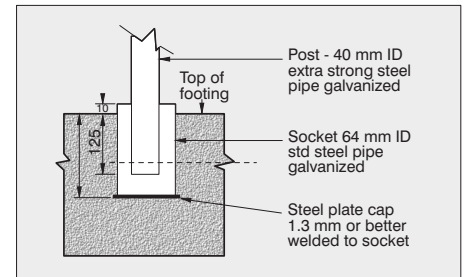
Side Elevation



Base Plate bolt-on



Cast-in Place



Notes:

1) Hand Rail to be Hot Dip - Galvanized after fabrication in accordance with CSA G-164M. All dimensions are in millimeters unless otherwise shown.